

# Revolutionaries for Railways

Comparative Political Studies  
2024, Vol. 0(0) 1–35  
© The Author(s) 2024  
Article reuse guidelines:  
[sagepub.com/journals-permissions](https://sagepub.com/journals-permissions)  
DOI: 10.1177/00104140241269843  
[journals.sagepub.com/home/cps](https://journals.sagepub.com/home/cps)



Chengyuan Ji<sup>1</sup>  and Xiao Ma<sup>2</sup> 

## Abstract

This study explores the sources of regional favoritism in government-invested infrastructure projects. We built an original county-level dataset that matches the biographies of 1614 retired communist revolutionaries with information on the expansion of China's state-directed high-speed railway program. Our findings indicate that a surviving revolutionary makes his birth county significantly more likely to receive the central government's approval for railway investment. This pattern is robust after accounting for a wide range of alternative explanations and a natural experiment design that exploits variations in the timings of revolutionaries' natural deaths. Additional evidence suggests that the empowering effect of the retired revolutionaries stems most likely from their assistance in their birth counties' bottom-up lobbying of the central government. Their moral authority as the founders of the regime helps boost local requests for investment in the eyes of central policymakers. Our findings highlight a bottom-up intergovernmental dynamic that translates personal influence into policy benefits.

## Keywords

moral authority, intergovernmental lobbying, revolutionaries, high-speed railway, China

---

<sup>1</sup>Shanghai Jiao Tong University, China

<sup>2</sup>Peking University, China

## Corresponding Author:

Xiao Ma, School of Government, Institute of National Governance Studies, and Institute of Public Governance, Peking University, 5 Yiheyuan Road, Beijing 100081, China.

Email: [x.m@pku.edu.cn](mailto:x.m@pku.edu.cn)

Data Availability Statement included at the end of the article

*“If we did not have 105 retired veteran revolutionaries sign on to the letter petitioning the central government [advocating for the proposed Lanzhou-Chongqing railway project], the approval and the completion of the railway’s construction could have been significantly delayed.”*

—Zhao Junguo, a local official who was involved in the preparation of the railway’s construction (Source: Xinhua News Agency, September 15, 2017)

## Introduction

Public works projects such as railways, highways, and electrical grid have profound social, economic, and political implications (e.g., Donaldson & Hornbeck, 2016; Faber, 2014; Lei & Zhou, 2022; Nall, 2015). Yet access to public works has been unequal (e.g., Auerbach, 2019; Do et al., 2017; Min, 2015). Government-funded infrastructure projects are often concentrated in a few areas preferred by political leaders, resulting in what is known as “regional favoritism” (Hodler & Raschky, 2014). A prevailing explanation is that politicians allocate infrastructure investments in a way that maximizes political support (Ferejohn, 1974; Golden & Min, 2013; Weingast et al., 1981). Various types of connections play an important role in this patronage relationship. They help politicians identify targets of distribution and mitigate the commitment problem between the patron and the clients (Jiang, 2018; Robinson & Verdier, 2013). The distribution of government-funded infrastructure projects therefore is often patterned on beneficiaries’ personal connections with political leaders (e.g., Do et al., 2017; Hodler & Raschky, 2014).

The patronage explanation emphasizes incentives and actions on the part of decision-makers at the top; it also overlooks the fact that recipients of policy benefits can also shape resource allocation. The emerging literature on intergovernmental lobbying has identified the crucial role of professional lobbyists in shaping the outcomes of bottom-up lobbying in western democracies (e.g., Goldstein & You, 2017; Payson, 2020a). We however still know very little about what systematically determines the outcomes of the same dynamics in the developing world, where intergovernmental bargaining is likewise prevalent but formal mechanisms of interest articulation are weak and professional lobbyists are often absent.

In this paper, we examine these bottom-up dynamics in the context of China’s high-speed railway program. Since 2004, the Chinese government has invested over 10 trillion RMB in rail infrastructure and tripled the amount of train tracks dedicated to high-speed rails in the world.<sup>1</sup> The construction of new railways and stations requires localities to obtain approval from the central government. Like other particularistic programs regulated by the

center in China or elsewhere, the program has generated fervent competition among localities in lobbying the central policymakers (Lei, 2023; Ma, 2022).

We built an original dataset that combines county-level information on high-speed rail construction between 2004 and 2015 with the biographies of 1614 revolutionaries who were conferred the rank of general in the People's Liberation Army (PLA) between 1955 and 1965.<sup>2</sup> This cohort of revolutionaries is known in Chinese as the "generals who founded the republic" or simply the "founding generals." Since the 1980s, they have gradually retired from politics under the age-based, mandatory cadre retirement system (Manion, 1993), but they have retained moral weight in Chinese society. Qualitative evidence shows that local governments in these generals' birthplaces frequently invoke birthplace ties, a common source of favoritism in China and beyond (e.g., Fisman et al., 2018; Hodler & Raschky, 2014), to mobilize them as lobbyists.

Our analyses first show a strong positive correlation between these revolutionaries' birth counties ("general counties") and the central government's investment decisions. A living founding general increases his birth county's hazard rate of receiving central approval for high-speed rail construction by 43.5% compared to that of a nearby, non-general county with similar socioeconomic conditions and in the same prefecture. The result is robust after accounting for a wide range of alternative explanations, including top-down, technocratic considerations in railway planning and potential patronage from incumbent leaders. An additional analysis that exploits variations in the timings of founding generals' natural deaths lends further support for the claim that the relationship is likely causal.

Our study then turns to explore the mechanism that drives the pattern. We first show that former revolutionary base areas (also known in Chinese as *laoqu*) did not receive similar favoritism as the birth counties of the founding generals. We also compare the effect of living and deceased founding generals and find that only living generals made a difference. These two results suggest that the allocative pattern we observe is unlikely a result of top-down initiative on the part of central government to favor revolutionary counties, but that it is instead shaped by localities with means to influence policymaking at the center.

We contend that, even without formal positions in government, retired founding generals leveraged their moral authority to amplify the requests of their birth counties with the central government. The revolutionary experience has conferred on these individuals unimpeachable authority and extraordinary legitimacy (Levitsky & Way, 2013). Rejecting or ignoring the requests of such individuals, especially if they speak in the name of advancing collective interests, defies public morality (Ding & Javed, 2021) and puts ruling party cohesion at risk (Lachapelle et al., 2020).

We demonstrate the unique source of influence of the retired revolutionaries by comparing the birth counties of surviving founding generals with those of incumbent, post-revolutionary civilian central committee members of the ruling Communist Party of China (CPC). The results show that the experience of commanding troops in revolutionary wars, not formal positions in the party state hierarchy, explains the influence of the founding generals. We further conduct additional analyses to test three alternative mechanisms: (1) By comparing the effect of surviving founding generals with those of recently retired and active-duty generals, we show it is unlikely that an attempt to buy the military's loyalty explains the distributive pattern. (2) We show that personal connections are unlikely to be a main source of generals' influence by comparing the influence of those who had advantages in building connections with central bureaucrats in their post-retirement lives to those without. (3) We also do not find evidence that general counties have a more cohesive local bureaucracy that explains their relative advantages. These results, along with a few in-depth case studies that elaborate the processes through which the counties leveraged founding generals' influence to obtain railway benefits, suggest the empowering effect of revolutionaries' moral authority in their birth counties' bottom-up lobbying as the most likely mechanism.

Our findings contribute to a growing body of literature on regional favoritism in distributive politics. Using subnational data from 126 countries from 1992 and 2009, [Hodler and Raschky \(2014\)](#) find that birthplaces of current political leaders have experienced faster development than their counterparts. [Do et al. \(2017\)](#) similarly find that promotion of native officials leads to a broad range of hometown infrastructure improvement in Vietnam. The mainstream studies in this area focus on the roles of incumbent leaders and attribute the allocative patterns to patronage decisions made in a top-down manner ([Hicken, 2011](#)). Limited attention has been paid to the alternative mechanism that bottom-up lobbying on the part of policy recipients drives such patterns. Territorial administrations in large, multi-layered states, like other organized interests (e.g., [Frye, 2002](#); [Kennedy, 2005](#)), do have strong incentives to influence central (federal) policy makers and sway policy decisions in their favor ([Ma, 2022](#); [Payson, 2021](#)). Most existing studies that recognize these dynamics have focused on the roles of professional lobbyists in American politics ([Goldstein & You, 2017](#); [Payson, 2020a](#)). Our study provides a novel perspective on the causes of regional favoritism by theorizing and empirically demonstrating the facilitative role of retired officials in intergovernmental lobbying outside of the United States.

Moreover, our study contributes to a deeper understanding of the policy consequences of moral authority. Research in different contexts has shown that individuals who possess moral authority often exercise it to achieve a wide range of political goals, such as mobilizing support (e.g., [Grzymała-Busse, 2015](#); [Levitsky & Way, 2013](#)), inducing citizen compliance (e.g.,

Mattingly, 2016), holding officials accountable (e.g., Tsai, 2007), and reaching desired outcomes in political negotiations (e.g., Hall, 1997). In particular, scholars have recognized the unquestioned authority of revolutionary leaders and the unique political roles they play in enhancing elite cohesion and supporting the durability of the revolutionary regimes (Lachapelle et al., 2020; Levitsky & Way, 2013). Our analysis highlights the social and economic implications of the revolutionary generation's authority. Even long after retiring from politics, the influence of revolutionary leaders can still be mobilized to shape social and economic policies to benefit certain groups in society.

## Regional Favoritism in Comparative Perspectives

Birthplaces of political leaders often enjoy privileged policies in development. They tend to secure more government investments in infrastructure (Do et al., 2017), receive more foreign aid allocation (Dreher et al., 2019), experience faster urbanization (Hodler & Raschky, 2014), and be given lenient treatment in state extraction (Kung & Zhou, 2021). Political leaders give preferential treatment to their birthplaces for various reasons. Some attribute birthplace favoritism to in-group preferences inherent in human nature (e.g., Wilson, 1978). Others have emphasized political motivations, as shared identities provide a shortcut to locate potential supporters (e.g., Bates, 1974). Birthplace favoritism enables politicians to spend resources in a targeted way to secure the loyalty of supporters or to appease potential threats (Hicken, 2011). Birthplace ties also serve the crucial function of enhancing the credibility of patronage exchanges, which are otherwise susceptible to defection by both parties in a patron-client relationship (Robinson & Verdier, 2013). Existing research shows that birthplace favoritism is more prevalent in countries with weak institutions of accountability (Hodler & Raschky, 2014), and in cultures that put “stress on patrilineal duties and altruism towards family members” (Do et al., 2017, p. 23).

The existing explanation of regional favoritism has some key limitations. First, it focuses exclusively on the motivations and behaviors of politicians at the top (i.e., patrons), and neglects the agency of recipients (i.e., clients). Classical literature on fiscal federalism suggests that regional leaders have strong incentives to extract resources from their superiors (e.g., Oates, 1972). In the United States, for example, cities actively lobby the state and federal governments for additional transfers and other preferred policies (Goldstein & You, 2017; Payson, 2020a). In India, grassroots communities where their leaders are embedded in party networks are better at demanding and securing development from the state (Auerbach, 2019). In former Soviet states, state-owned companies and local governments engaged in “plan bargaining” with central planners to gain access to more resources (Kornai, 1992). How

localities capitalize on birthplace ties in their efforts to influence central decision-makers remains poorly understood.

A second limitation is that the existing explanation is also centered around incumbent politicians. The observed effect of regional favoritism is attributable to the use of politicians' formal authority to divert resources to certain regions. We however know very little about whether sources other than the power of leaders' formal positions could also affect policy outcomes. Existing research shows that formal positions only explain a portion of politicians' overall political influence (e.g., [Baturó & Elkink, 2014](#)). Retired politicians can still retain considerable influence over a wide range of important issues ([Jiang et al., 2024](#)). In 2009, for example, the Vietnamese government was forced to reconsider a mining project in which China had invested when General Vo Nguyen Giap, a highly respected war hero who led the Vietnamese troops against France and the United States, publicly voiced his opposition to the project. General Vo was 97 at the time and had been retired from politics for nearly 30 years. Impervious to criticism from environmental activists and scholars, the Vietnamese government had already approved the project, but General Vo's opinion carried weight ([Mydans, 2009](#)).

This paper attempts to fill the gaps in the literature by theorizing and empirically examining the empowering effect of retired revolutionaries in their birthplaces' efforts to gain policy benefits distributed by higher-level authorities in China. While most revolutionary leaders served lifetime positions in the governments they founded, a few revolutionary regimes, such as China, have institutionalized age-based, mandatory retirement for the revolutionary leaders ([Manion, 1993](#)). Revolutionary leaders leave office peacefully under this system and continue to enjoy influence as the founding fathers of the regime, and many express opinions on current affairs and advise incumbent leaders. The CPC has encouraged revolutionaries to remain interested in state affairs after retirement and gives them continued access to party and government documents ([Manion, 1993](#), pp. 56–62). The peaceful coexistence of this cohort of retired revolutionaries and a government led by post-revolutionary leaders provides a rare setting to empirically distinguish revolutionaries' personal influence from the power of their offices.

## Why and How Retired Revolutionaries Help

Influential figures like retired revolutionaries are valuable assets for local governments in their birthplaces seeking to gain access to policy benefits from the center. Empirical evidence shows birthplace ties shape social, economic, and political interactions in China (e.g., [Fisman et al., 2018](#); [Greif & Tabellini, 2010](#); [Shih et al., 2012](#)). The country has a strong social norm of returning to one's birthplace and giving back to the community after obtaining success elsewhere.<sup>3</sup> The norm was developed in imperial China for elites who left their

homes for political or business careers (Chü, 1962), but it appears to bind communist revolutionaries as well. For example, Nie Rongzhen, one of the 10 marshals of the PLA, cared deeply about his birthplace, Jiangjin, and connected with it in retirement through regular meetings with local officials even though he was living in Beijing.<sup>4</sup> Yang Shangkun, another senior revolutionary who served as China's president from 1988 to 1993, left his birthplace Tongnan in his 20s but returned to visit in his 80s. He spoke about his concerns about food supply issues in Tongnan days even before he died in 1998.<sup>5</sup>

While retired revolutionaries generally eschew public life, their emotional attachment to their birthplaces enables local officials to secure regular meetings with them, during which local officials can express their needs for policy benefits and ask for help.<sup>6</sup> The social norm of giving back to one's birthplace community generates reputational concerns for those who turn down such requests outright.

Retired revolutionaries can help localities overcome many challenges in securing policy benefits. In spite of increasing decentralization in China's government system in the post-Mao era, the central government still holds the authority to distribute many policy goods desired by localities, such as the authority to approve construction of railways and subways (Lei & Zhou, 2022; Ma, 2022). Having the attention of policymakers is a crucial step in reaching desired policy outcomes (e.g., Austen-Smith, 1993). There are however few institutionalized channels for localities to influence central decisionmakers. The State Council, where most important economic policies are made and implemented, consists of only functional ministries. This limits the role of territorial governments in the daily policymaking of the central government (Shirk, 1993, p. 112). Some scholars have noted the role of the People's Congress, China's legislature that is often described as a "rubber stamp," as a means of articulating the interests of various groups (e.g., Lü et al., 2020). However, the National People's Congress consists of provincial delegates and thus it has limit value for governments at lower levels (e.g., prefectures and counties), which often have interests in economic development that compete with those of the provincial governments (Jaros, 2019). The lack of representation and preference incongruence with their direct superiors incentivize lobbying on the part of localities (Goldstein & You, 2017; Payson, 2020b). The fragmented state of Chinese bureaucracies does as well (Lieberthal, 1992). The authority to approve new railways is spread across a number of central ministries. Failure in coordinating agreements among these bureaucracies can result in policy delay (Truex, 2020).

We empirically test this argument in the context of railway lobbying in China by showing how retired revolutionaries have empowered their birth counties in this process. Provinces submit competing proposals to the various central ministries that determine where the high-speed railways will be located

and counties nested in prefectures within each province compete with each other for railway stations. As grassroots-level governments, counties can only report their requests for investments to their direct superiors, the prefectural government, within the formal hierarchy of the party state (O'Brien & Li, 1999). The prefectural government faces competition from other prefectures in the same province. However, retired revolutionaries can circumvent this system, appealing not only to the provincial and ministerial leaders, but also to the national leaders, who can then direct ministries to coordinate and make decisions preferred by the counties. Revolutionaries' unusual influence ensures that their requests will be heard and treated seriously. Consequently, we expect the birthplace counties of retired revolutionaries to enjoy systematic advantages in the rollout of the high-speed railways program.<sup>7</sup>

## Background Information

### *China's High-Speed Railway Program*

China began the construction of its high-speed railway network in 2004, with the release of the Medium-to Long-Term Railway Network Plan (hereafter "the National Railway Network Plan") by the State Council in that year. Over the next 18 years, the mileage of China's high-speed railway grew from zero to over 40,000 km<sup>8</sup> These newly constructed tracks are passenger-dedicated lines (i.e., they do not run freight trains), and electric multiple unit trains (instead of the traditional locomotive-powered trains) run on them at a speed of 200–350 km per hour.

Since its inception, high-speed rails have been a prized project valued by local governments, as they bring various benefits to localities. A direct benefit is the influx of central investment in infrastructure.<sup>9</sup> Such investments create numerous employment and contracting opportunities and can significantly boost local economic growth in the short term (e.g., Lei & Zhou, 2022). Given that most local leaders serve their position no more than three or four years in one place (Landry et al., 2018), this short-term boosting effect constitutes a greater incentive than the long-term benefits of building railways, such as improvement in accessibility and business environment. Local leaders therefore show great enthusiasm in pursuing high-speed railway projects. In the recent wave of provincial five-year plans (2016–2020), every province in China except Tibet included proposals to build more high-speed railways (Authors' data).

Building more high-speed railways requires the approval of the central government. A province first needs to submit a proposal to the National Development and Reform Commission, Ministry of Transport, and China Railway Corporation<sup>10</sup> which deliberate on the plan and determine whether it can be included in the National Railway Network Plan. If they determine it



can, the provinces can begin the formal regulatory process of seeking approval.<sup>11</sup> To do so the localities need to submit three reports: preliminary project feasibility report, project suggestion report, and project feasibility report. These must each be approved by various central bureaucracies in sequence.<sup>12</sup> These reports include details such as the estimated costs and returns of the project, direction of the tracks and location of the stations, funding plans, land requisition and compensation plans, and environmental impact evaluation. The National Development and Reform Commission, the Ministry of Transport, the China Railway Corporation, the Ministry of Ecology and Environment, and the Ministry of Natural Resources scrutinize each of these reports. They can disallow specific details in the reports (e.g., location of a station) and ask the provinces to resubmit. Each of these central ministries therefore constitutes a veto point: failure to receive endorsement from any one of these ministries in any one of the steps results in delay of the final approval. For example, the construction of the Beijing-Shenyang line, the final segment of the Beijing-Harbin High-Speed Railway, was delayed for five years because the Ministry of Ecology and Environment repeatedly refused to sign the environmental impact evaluation in the project feasibility report.<sup>13</sup> The localities, along with the China Railway Corporation, had to resubmit the project feasibility report three times before it was finally approved in 2014.<sup>14</sup>

The central technocrats take a variety of factors into consideration when approving a new line or deliberating on specific parameters of a proposal (e.g., location of stations), such as the economic costs and benefits, how it will complement existing transportation networks, environmental impact, and of course, political pressure from various actors (Ma, 2022). Having powerful political elites lobby on behalf of localities certainly helps. They not only help articulate local demands for railways to policymakers at higher levels but also help put pressure on central technocrats, who are thus more likely to reach decisions preferred by the locality.

### *The Founding Generals*

In 1955, the National People's Congress passed the Regulations of the Chinese People's Liberation Army on the Military Services of Officers, which established the officer rank system in the military. Between 1955 and 1965, 1614 PLA officers were conferred the rank of general.<sup>15</sup> The beginning of the Cultural Revolution in 1966 interrupted the conferral of military ranks, and it did not reassume until 1988. The 1955–1965 cohort of military officers constitute an influential group of political elites in modern Chinese history; they are colloquially referred to as the “generals who founded the republic” 开国将军 (or the *founding generals*). All of them had retired by the early 2000s, when the high-speed railway program began.

We choose to focus on the founding generals for three reasons. First, the title of founding generals carries significant weight in Chinese society. The conferral of the general rank was highly selective. One needed to accumulate exceptional revolutionary credentials to be eligible. The rules for conferral were based on service in the CPC-led Red Army (1928–1937) as follows: only those who had served as officers at the battalion level were eligible to be major generals, former officers at the regimental level were eligible to be lieutenant generals, former officers at the divisional level were eligible to be generals, and only former officers at the army level were eligible to be senior generals or marshals (Wu, 2006, p. 494). The criteria suggest that these individuals joined the CPC shortly after its founding in 1921, making them the most senior members of the revolutionary generation. Consequently, these generals enjoy high name recognition. Their biographies and stories are taught in schools, portrayed in TV dramas and films, and made the subject of displays in museums.

Second, 427 founding generals were still alive in 2003, the year before the high-speed railway program began, and their birthplaces span 26 provinces in China. This gives us enough leverage for empirical analysis. Other more senior revolutionaries (e.g., members of the 7th Central Committee of CPC) had mostly passed away by the early 2000s.

Third, most of the founding generals have stayed in military positions throughout their careers. Among the 1614 founding generals, only 17 later took leadership positions in the central government.<sup>16</sup> Almost all, 98.9%, of the generals spent their entire careers in the military. This provides us with an ideal setting to distinguish their influence from conventional patronage. The PLA typically does not intervene in social and economic policymaking, particularly in the post-Mao era (Shambaugh, 2002). The military per se does not have authority over the planning and the construction of the high-speed railways (even if it had, these generals had long retired by 2003). Thus if we observe a positive correlation between the generals' birthplaces and the allocation of railway benefits, lobbying by the retired generals, instead of a top-down, patronage mechanism in which leaders use the power associated with their positions to benefit their hometowns, is most likely the cause.

## Empirical Strategy

### *Dependent Variable*

This paper uses variations in the county-level jurisdictions' timings of receiving central approval for the construction of their first high-speed railway station as the dependent variable. We structure our data in a way that enables survival analysis with time-varying covariates. Each county is coded 0 in the

years without high-speed railway, and the data ends in the year when the construction was approved, which is coded 1.

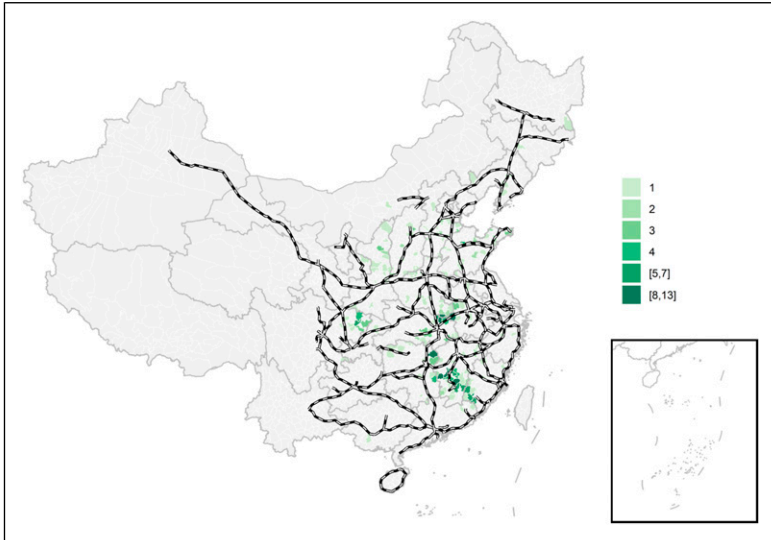
The study period starts in 2004 when the program began and ends in 2015. The Chinese government introduced a public-private partnership model for the high-speed railway program at the end of 2015, which changed the dynamics in the financing and planning of the railways. To simplify, we limit the analysis to the period before the end of 2015. We identify high-speed railway stations by the following criteria: (1) they began construction after 2003, and (2) the tracks that connect the stations have a design speed of at least 200 km per hour. We obtain the years in which these stations began construction from *The China Railway Yearbooks*.

Our study focuses on the county-level variations. In China's government structure, counties are placed under the jurisdictions of prefectures, which are in turn governed by provinces. The county is the level at which the official household registration identifies one's place of origin. China has nearly 2800 county-level units, including counties, county-level cities, and districts. We only include counties and county-level cities in our analysis.<sup>17</sup> Districts are much smaller in size and are where the urban core and the government of a prefecture are located, and prefectural seats always get a station if a railway passes through a prefecture. Stakes are the highest in the competition for stations at the county level. Unlike conventional railways, which can have many small stations within a county, the high-speed railways typically accommodate only one station in each county. We also exclude counties in Xinjiang and Tibet, where the population is sparse and many socioeconomic data points are missing. This results in a sample of 1812 county-level units. By the end of 2015, 442 counties (24.4%) had at least one station built or in construction, and it took an average of 6.52 years for them to acquire approval. [Figure 1](#) presents a map of Chinese counties and the paths of the railways.

Whether and when a county receives approval for rail construction serves as a proxy for the outcomes of bottom-up lobbying, particularly among nearby localities. It is worth noting that even stations on the same railway do not always receive approval simultaneously, as in the case of the five year delay in the construction of the stations between Beijing and Shenyang of the Beijing-Harbin High-speed Railway because of roadblocks by the environmental regulators. The Shanghai-Kunming High-Speed Railway was also divided into numerous small segments and each began construction at different times.

### *Main Explanatory Variable*

We code founding generals' biographies and match their birthplaces with the 1812 sampled counties specified in our dependent variable and find that 1398 generals were born in 422 of the sampled counties. As shown in [Figure 1](#), these counties are spread across most Chinese provinces. Historical



**Figure 1.** Founding Generals and the Paths of High-Speed Railways.

*Note.* The black-and-white lines are the paths of high-speed railways completed or already in construction by the end of 2015. Provincial boundaries are in gray lines. The green shades denote the number of living founding generals in different counties by the end of 2003.

studies show that those who later became senior leaders of the PLA were first recruited as soldiers during the CPC-led guerrilla wars in the 1920s (Zhang, 2010). Whether these early soldiers would go on to climb the military hierarchy to reach the rank of generals and whether they would be living at the time of the beginning of the high-speed railway project, involved separate, complex processes that are, to the best of our knowledge, unrelated to the planning and construction of high-speed railways.

By the beginning of 2003, one year before the program began, 327 of the generals in sampled counties were still alive. This is a time-varying variable as the generals gradually passed away due to advanced age. The timing of the Chinese government's decision to launch the high-speed railway was certainly not related to the conditions of the founding generals. The number of surviving generals in each county each year thus provides a plausibly exogenous source of variation in a given county's ability to influence the central government. Of the 167 sampled counties with at least one surviving founding general in 2003, 55 (32.9%) had acquired high-speed railway stations by the end of 2015. In comparison, 387 out of 1647 sampled counties (23.5%) without a surviving founding general acquired high-speed railway stations. For the 442 counties that acquired high-speed railway stations, the counties

with at least one founding general in 2003 on average received the approval 14.7 months earlier than those without. In the appendix, we also provide t-tests comparing the socioeconomic conditions of counties with at least one surviving founding general by 2003 and those without (Figure A.5).

In our baseline models, we use the one-year lagged numbers of living founding generals associated with each county through place of origin as the main covariate. We use a one-year lag as most of the policy bargaining took place before the decision was finalized.

### *Control Variables*

The first set of controls we include are **socioeconomic factors** in railway planning. First, it is possible that the counties with many generals happen to be in the middle of major metropolitan areas, which the new railways would pass through regardless of the generals' intervention. To account for such a possibility, we construct a "least cost network" of major Chinese cities (i.e., centrally administered cities and provincial capitals). Following existing research (e.g., Feng et al., 2023), we construct the least cost network by considering three cost parameters: undulation, slope, and river. We code the 576 sample counties that fall on the path of this network as 1. The appendix provides more details on our construction of the least cost network.

In addition, for infrastructure programs like railways, the technocrats often consider social and economic cost and benefit when allocating budgets (e.g., Huang & Morgan, 2011). We control for the sizes of the county population and gross domestic product (GDP) by employing data from the county statistical yearbooks.

Geography can also affect the costs of construction (e.g., Jong & Schonfeld, 2003). The planners might avoid assigning stations in rugged terrain to reduce construction costs. We employ data from You et al. (2018), which measures geographical ruggedness by dividing counties into numerous 1 km by 1 km squares and then calculating the variations in the elevation of these squares within each county. We also include the area size of each county as an additional control.

Complementarity or competition with existing means of transportation is another factor to consider (e.g., Combes & Lafourcade, 2005; Faber, 2014). We include three measures as controls. We first include a dummy indicating whether the county had a station on the traditional railway network by the end of 2003, the year before the high-speed railway program began. We then control for the logged distance of a county to its nearest major airport. We also include a variable that measures each county's distance to the provincial capital, which is typically a province's main transportation hub.

The second set of controls accounts for the alternative explanation of **top-down patronage**: that leaders in power divert policy resources to benefit

certain localities (e.g., [Jiang & Zhang, 2020](#); [Lei, 2023](#); [Shih et al., 2012](#)). The first is a dummy for the birth counties of incumbent senior CPC leaders, including the general party secretaries, the premiers and the vice premiers, and the ministers and deputy ministers of ministries that have authority over railway construction.<sup>18</sup>

We also code two variables that measure the patronage ties between county and prefectural party secretaries and those between prefectural and provincial party secretaries by following the method proposed by [Jiang \(2018\)](#)—whether a subordinate was first promoted to the leadership position under the tenure of her superior. To code these two variables, we searched the biographies of 81 provincial, 996 prefectural, and 5811 county party secretaries from various online sources (i.e., Xinhua official database, the Chinese Political Elite Database ([Jiang, 2018](#)), and the Baidu encyclopedia).

A summary of the covariates is reported [Table 1](#).<sup>19</sup>

### Estimation Framework

Because our dependent variable measures the duration of the occurrence of an event, we employ the Cox proportional hazards model in our analysis. The model estimates both temporal (i.e., how quickly a locality gets approval) and regional variations (i.e., whether a locality gets approval at all), and is widely used to analyze variations in policy priorities (e.g., [Do et al., 2017](#)). Our estimation framework is presented as follows:

$$h_{iP}^{Station}(t) = h_{0P}(t) \exp(\alpha \text{LivingGenerals}_{it-1} + \sum \theta X_{it-1})$$

**Table 1.** Summary Statistics of the Covariates.

	Obs	Mean	SD	Min	Max
No. of living generals	19,559	0.094	0.527	0	13
Least cost network counties	19,559	0.296	0.457	0	1
County GDP (10,000 RMB, logged)	19,559	5.711	0.490	3.492	7.460
Population (10,000, logged)	19,559	1.584	0.333	0.279	2.362
Administrative area (logged)	19,559	3.318	0.364	1.748	5.077
Distance to province capital (logged)	19,559	2.251	0.303	0.575	3.154
Non-HSR station before 2004	19,559	0.426	0.495	0	1
Distance to nearest airport (logged)	19,559	5.185	0.300	3.544	5.975
Geographical ruggedness	19,559	1.016	1.166	0.000	5.974
Hometowns of incumbent leaders	19,559	0.023	0.151	0	1
Provincial–prefecture party secretaries ties	19,559	0.567	0.496	0	1
Prefecture–county party secretaries ties	19,559	0.481	0.500	0	1

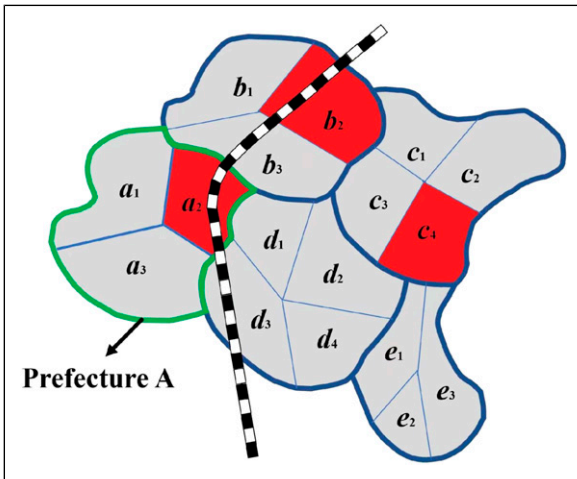
in which  $h_{iP}^{Station}(t)$  is the hazard rate of receiving approval for construction for county  $i$  at year  $t$ . The subscript P indicates the prefectural strata.  $h_{0P}(t)$  represents the baseline hazard rate for counties in prefecture P.  $LivingGenerals_{it-1}$  is the number of living founding generals associated with county  $i$  through places of origin in year  $t - 1$ , and we want to estimate  $\alpha$ .  $\Sigma\theta X_{it-1}$  represents a set of control variables that might also affect central decisions to approve railway station construction in county  $i$  in year  $t - 1$ .

The inclusion of prefecture-specific hazard rates (P) allows us to hold constant prefectural idiosyncrasies that could affect the propensity of receiving approval among the subordinate counties (Allison, 2009, p. 74). As shown in Figure 2, we estimate whether having a founding general increases county  $a_2$ 's chance of securing a station compared with that of nearby counties  $a_1$  and  $a_3$  in the same prefecture A (highlighted in green boundary). We are not comparing county  $a_2$  with a county in a different, remote prefecture (e.g.,  $e_3$ ) that is not in the vicinity of proposed railways.

## Results

### Baseline Results

Table 2 reports the main results. In model 1, we only include the numbers of living generals associated with each county through places of origin each year



**Figure 2.** An Illustration of the Estimation Framework.

Note. The map shows five prefectures (A, B, C, D, and E) in a hypothetical province. Counties in each prefecture are labeled with lowercase letters and numbers (e.g.,  $a_1$ ,  $a_2$ ). Counties that are birthplaces of founding generals are marked in red.

**Table 2.** Explaining Variations in High-Speed Railway (HSR) Stations.

	Time to 1st HSR station		
	(1)	(2)	(3)
No. of living generals $t_{-1}$	0.382*** (0.092)	0.359*** (0.082)	0.361*** (0.083)
Socioeconomic covariates	No	Yes	Yes
Political connection covariates	No	No	Yes
Strata: Prefecture	Yes	Yes	Yes
Observations	19,559	19,559	19,559
No. of counties	1812	1812	1812
No. of counties with HSR stations	442	442	442
Pseudo-R-squared	0.009	0.077	0.077

Note. The models report coefficients from stratified Cox regressions with prefecture-specific hazard rates. Numbers of living general and other time-varying covariates are lagged by one year. Socioeconomic covariates include dummies indicating whether the county is on the least cost path network or has a station on the traditional railway system, GDP, population, area size, distances to the provincial capital and the nearest airport, and geographical ruggedness. Patronage ties covariates include whether the county is the hometown of incumbent central leaders, prefectural-county party secretaries connections, and provincial-prefectural party secretaries connections. We report the full table in the appendix (Table A.2).

\*  $p < .10$ , \*\*  $p < .05$ , \*\*\*  $p < .01$ .

(lagged by one year) ( $LivingGenerals_{it-1}$ ) as the covariate. Model 2 controls for socioeconomic factors in railway planning, and model 3 further controls for localities' patronage ties with higher level leaders.

Our main explanatory variable, the number of living generals, appears to be positively and significantly correlated with the outcome variable across different specifications. This result lends support to our core hypothesis that having native elites mobilizable for policy bargaining increases the likelihood that localities will receive preferential policies. The coefficient for the number of living generals in model 3 is 0.361. The coefficient for the Cox proportional hazard model is the natural log of the ratio of hazard rates that are one unit apart on the predictor, which means that each living general in a county increases its chance of having a high-speed railway by 1.435 times compared to a county with no living general. The potential distributive implication of this effect is substantial. The average cost of a high-speed railway is 42 billion RMB, and each railway has 12.4 stations (Authors' data). This means that the average cost of building a station and the tracks that connect the station is around 3.39 billion RMB. Having a living founding general significantly improves a county government's chance of acquiring central approval for



station construction, thereby netting substantial investment from the central government.

### Robustness Checks

We conduct a series of additional analyses to ensure the robustness of the baseline results (reported in the appendix). To summarize, we find that the baseline results are robust to three types of tests:

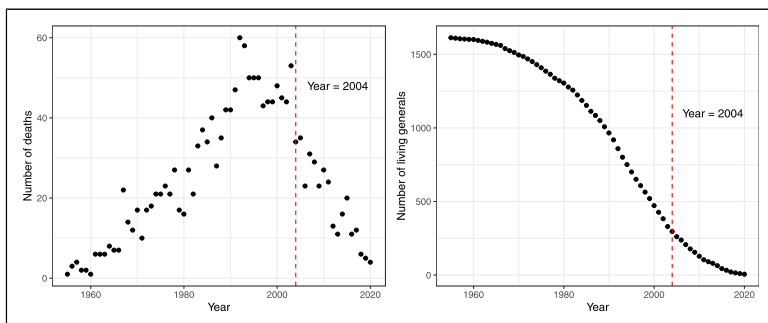
**Alternative definitions and measurements:** (1) inclusion of railway lines with lower speed (Table A.3), (2) use of two-year lag of time-dependent covariates (Table A.4), (3) alternative measures for economic development (Table A.5) and geographical topology (Table A.6), (4) adding additional control for potential connections between provincial and county party secretaries (Table A.7), and (5) replacing the least cost network with a least distance network (Table A.8).

**Subsamples:** (1) more restrictive samples of counties (Table A.9 and Table A.10) and generals (Table A.11), (2) results are not driven by counties with particularly high or low numbers of surviving generals (Figure A.7).

**Different estimation methods:** results are also not sensitive to (1) the proportionality assumption of Cox models (Table A.12), (2) clustering of counties located on the same line (Table A.13), and (3) use of a cross-sectional data (instead of the time-to-event data) (Table A.14).

### A Natural Experiment Design

To further identify the causal relationship, we employ a natural experiment design by exploiting the plausibly exogenous timings of founding generals' deaths. Figure 3 shows the number of deaths (left) and the number of surviving founding generals (right) in the sampled counties by year. The two smooth curves indicate that the deaths of founding generals



**Figure 3.** Numbers of Deaths (left) and Surviving Founding Generals (right) by Year.

are primarily a function of time (i.e., advanced ages). Whether a general county was lucky enough to have a surviving general by the time the central government introduced the high-speed railway program in 2004 is likely as-if random. It is hard to imagine any connection between the central government's decision to launch high speed rail and the health situation of certain retired military officers.

In [Table 3](#), we report three sets of results employing the natural experiment by using a subsample of 422 counties that ever had at least one founding general (i.e., the general counties). In columns 1 and 2, we report results using the number of surviving founding generals in the general counties, with and without controls). Columns 3 and 4 report results using a dummy of whether a general county had at least one surviving general. Columns 5 and 6 report results using the number of surviving founding generals with inverse probability weighting to better proximate the random assignment process. To calculate inverse probability weights, we first estimate the mortality rate of founding generals in 2003 by their birth years. Then we calculate the probability that all founding generals in a county had already died by getting the product of the estimated probability of mortality of each general from a county derived from their birth year. The inverse probability weight equals one minus the probability that all had already died. The three coding strategies yield consistent results: among the general counties, whether a county still had surviving generals predicts preferred policy treatment in railway investments. These analyses lend additional support that the relationship we observe is likely causal.

### *Exploring Possible Mechanisms*

The remaining task is to explore possible mechanisms through which birthplace ties with founding generals lead to preferential policy treatment. The policy processes of any large, state-directed infrastructure projects can be quite complicated. It is beyond the scope of this study to comprehensively evaluate all possibilities, but this section finds suggestive evidence on two related aspects of the potential mechanism: (1) the observed effect is unlikely the result of a systematic, top-down initiative to favor general counties, rather than bottom-up policy bargaining efforts on the part of the localities; (2) the influence of the founding generals most likely stems from their moral authority as the revolutionary generation, rather than power associated with formal positions of the state. We also evaluate several competing mechanisms, such as buying military loyalty and the role of the generals' personal networks, and do not find evidence of their salience.

**Table 3.** A Natural Experiment Design.

	Time to 1st HSR station					
	(1)	(2)	(3)	(4)	(5)	(6)
No. of living generals $t-1$	0.386 <sup>***</sup> (0.076)	0.405 <sup>***</sup> (0.093)			0.302 <sup>***</sup> (0.066)	0.342 <sup>***</sup> (0.084)
Living generals (dummy) $t-1$			0.788 <sup>***</sup> (0.243)	0.874 <sup>***</sup> (0.255)		
Covariates	No	Yes	No	Yes	No	Yes
Strata: Prefecture	Yes	Yes	Yes	Yes	Yes	Yes
Inverse probability weights	No	No	No	No	Yes	Yes
Observations	4384	4384	4384	4384	4384	4384
No. of counties	423	423	423	423	423	423
No. of counties with HSR stations	131	131	131	131	131	131

Note. The models report coefficients from stratified Cox regressions with prefecture-specific hazard rates. Columns 1 and 2 report results that use the number of surviving founding generals as the key covariate (with and without controls); columns 3 and 4 report results using dummies of whether a county has at least one surviving general; columns 5 and 6 report results using the number of surviving founding generals with inverse probability weighting. We include the same list of controls as the baseline models (Table 2).

\*  $p < .10$ , \*\*  $p < .05$ , \*\*\*  $p < .01$ .

### *Bottom-up Intergovernmental Lobbying*

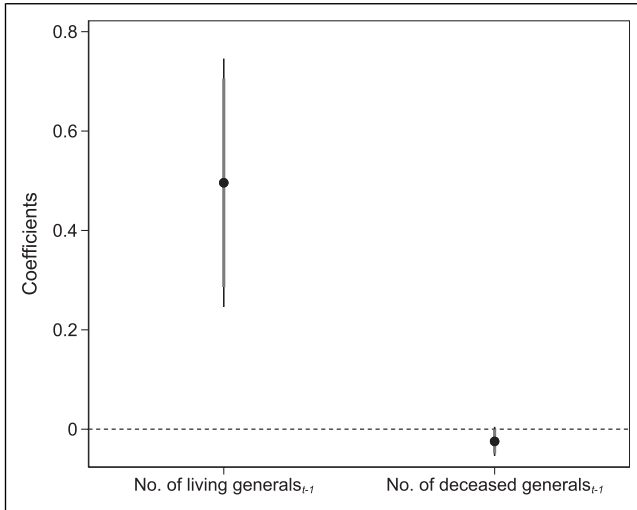
The process we elaborate in the background section shows that it is incumbent upon the local government to submit applications to the central ministries for approval of railway investment. The pattern we observe therefore should largely be determined by the differential abilities of the local governments to lobby policymakers. A competing and observationally equivalent mechanism is that central policymakers took the initiative in giving preferential policies to these localities even in the absence of bottom-up lobbying. This top-down mechanism might be plausible as the revolutionary history plays a crucial role in enhancing the CPC's legitimacy (Javed, 2022; Perry, 2012). Giving preferential policies (e.g., railway investments) to places associated with the revolutionaries might be an effective, however costly, way for post-revolutionary leaders to draw symbolic connections with the revolutionary generation.

To evaluate this possibility, we first create a variable of whether a county belonged to the revolutionary base area (regions that had intensive CPC activities before 1949, also known in Chinese as 革命老区) and include it in our baseline model. The government designated this status after 1979 to facilitate development in these areas. If the top-down mechanism stands, we should expect these counties to receive just as much, if not more, preferential treatment from the center as the birth counties of founding generals. However the variable is not a significant predictor for railway benefits, nor does its inclusion change the effect of the founding generals (see [appendix Table A. 15](#)). This result suggests that if incumbent policymakers favor revolutionary counties on their own initiative, railway investment is not the policy instrument they use to express their favor.

Furthermore, we count the numbers of deceased and living founding generals in each county each year and include them in the baseline model. [Figure 4](#) shows that when both groups are included in the model, the number of deceased generals in each county is not a significant predictor whereas the number of surviving generals remains significant. This result lends additional support to the bottom-up lobbying mechanism. After all, only living generals can speak on behalf of their birth counties to influence central policymakers. The bottom-up dynamic is also more consistent with qualitative accounts of the roles of central ministries as regulatory gatekeepers rather than proactive planners in the build-out of local infrastructure projects like subways and high-speed railways (Lei & Zhou, 2022; Ma, 2022).

### *Moral Authority of the Founding Generals*

We contend that the influence of the founding generals, who had long retired from politics by the time China began high-speed railway construction, might stem from their moral authority as the founding figures of the regime. Scholars



**Figure 4.** Living versus Deceased Generals.

*Note.* Coefficients of numbers of living and deceased generals when both are included in the baseline model. 95% (90%) confidence intervals are in dark (gray) lines. See [appendix Table A.16](#).

of various types of organizations (e.g., firms) have long noted that founders of organizations often enjoy profound and lasting influence beyond their tenure as they played an instrumental role in the creation of the organizations' visions, values, and rules (e.g., [Nelson, 2003](#); [Schein, 1983](#)). Founders of governments are no exception, and such influence became more pronounced when the governments were erected through revolutions. The experience of violent struggles that led to liberation tends to “produce a generation of leaders with extraordinary legitimacy and unquestioned authority” ([Levitsky & Way, 2013](#), p. 9), and such influence does not diminish after revolutionary leaders chose to leave office (e.g., [Vogel, 2011](#)).

The founding generals' unique influence is a valuable asset for their birth counties seeking to influence central bureaucracies. Counties that otherwise lack channels to influence policymakers at the center can have revolutionaries lobby on their behalf. The attention of policymakers is “a prime scarce resource” ([March & Olson, 1983](#), p. 292), and having their attention is a prerequisite for obtaining desired policy outcomes. Revolutionaries' unusual influence ensures that their requests will be heard and treated seriously. Amplifying the power of this strategy, revolutionaries' messages are stronger when their moral authority is mobilized to advance collective, instead of individual, interests ([Grzymała-Busse, 2015](#)). In the context of this study, advocating for one's birthplace is considered a virtuous act in China as it

reflects deep emotional attachment to one's roots and willingness to pay back to the local community. Ignoring or rejecting such requests from revolutionaries would defy the expectation of public morality and cost the incumbent support (Ding & Javed, 2021) or even elite cohesion (Lachapelle et al., 2020).

While moral authority is hard to measure, this section attempts to provide an "eyeball test" by comparing the founding generals with incumbent and retired civilian Central Committee members of the CPC.

The Central Committee (CC) is the supreme decision-making body of the CPC (Shirk, 1993). Its members encompass political elites at the ministerial/provincial level and above, including those with formal authority on railway investments. We obtained the biographies of 380 incumbent and 570 retired, living CC (and alternate) members between 2004 and 2015 and counted the number of CC members associated with each county through places of origin.<sup>20</sup>

None of the incumbent CC members since the 16th Party Congress (2002) joined the CPC before 1949. They achieved their positions by being professional bureaucrats and getting promoted within the party-state hierarchies. In other words, their authority is derived exclusively from the positions they hold. When mobilized by localities as lobbyists, the pressure they could exert on central policymakers is limited. They do not enjoy the same moral authority as the founding generals, and the ministers in charge of railway policies are also CC members, who might have the same or even higher ranks than the lobbyists. We therefore expect their influence on railway investment, if there is any, should be much smaller than that of the founding generals.

As shown in Table 4, the number of incumbent CC members is not a significant predictor, nor does it drastically change the coefficient of founding generals. The number of retired, living civilian CC members is a significant predictor when included alone, as the group has a few retired revolutionary leaders who had held civilian positions. However, its effect is weakened when we include founding generals as a covariate, suggesting the key role of military experience during the revolution in sustaining post-retirement influence. In sum, the comparison gives further evidence of the distinctive impact of those who had commanded troops in revolutionary wars.

### *Additional Mechanisms*

**Securing Military Loyalty:** One plausible explanation for the effect associated with founding generals is that central leaders trade policy benefits for the loyalty of the military. Securing the loyalty of the military is essential for regime durability (McMahon & Slantchev, 2015). The party however has addressed the issue through the use of personnel appointments, which has secured the party's absolute dominance over the military (Mattingly, 2021). Incumbent party leaders have not faced major threat from the military in the

**Table 4.** Founding Generals versus Central Committee (CC) Members.

	(1)	(2)	(3)	(4)	(5)	(6)
No. of living generals $t-1$		0.359*** (0.083)	0.358*** (0.115)		0.338*** (0.082)	0.489*** (0.099)
No. of incumbent CC members $t-1$	0.086 (0.125)	0.042 (0.120)	0.041 (0.136)			
No. of living generals $t-1$ × No. of incumbent CC members $t-1$			0.001 (0.111)			
No. of retired CC members $t-1$				0.163** (0.071)	0.083 (0.066)	0.145* (0.081)
No. of living generals $t-1$ × No. of retired CC members $t-1$						-0.095 (0.060)
Covariates	Yes	Yes	Yes	Yes	Yes	Yes
Strata: Prefecture	Yes	Yes	Yes	Yes	Yes	Yes
Observations	19,559	19,559	19,559	19,559	19,559	19,559
No. of counties	1812	1812	1812	1812	1812	1812
No. of counties with HSR stations	442	442	442	442	442	442
Pseudo-R- squared	0.069	0.077	0.077	0.071	0.078	0.079

Note. The models report coefficients from stratified Cox regressions with prefecture-specific hazard rates. Columns 1 through 3 compare the effect of founding generals with that of incumbent, civilian CC members; columns 4 through 6 compare the effect of founding generals with that of retired, civilian CC members. We include the same list of controls as the baseline models (Table 2).

\*  $p < .10$ , \*\*  $p < .05$ , \*\*\*  $p < .01$ .

post-Mao era. Thus there is no threat to appease with high-speed rails. Also, infrastructure is not an ideal tool to purchase loyalty as it renders a commitment problem (Robinson & Verdier, 2013): patrons can hardly retract infrastructural benefits ex post to punish disloyal clients.

If the loyalty-securing mechanism exists, we would expect incumbent military leaders and those generals who retired more recently to have greater influence on railway policies than the founding generals. In Table A.17, we compare the effect of founding generals with those of two groups of military leaders. The first group is 116 active-duty military leaders who sit on the

party's all-powerful Central Committee (columns 1 through 3) between 2004 and 2015. The second group is 596 retired generals who were conferred the rank of general after 1988 (columns 4 through 6). We code their biographies and link their birthplaces with our county sample.<sup>21</sup> We also include an interaction of the founding generals and these two groups of military leaders, in case founding generals exert their influence through incumbent military leaders who share their birthplaces. The results suggest that the loyalty-securing mechanism may be less salient: neither incumbent military leaders nor recently retired generals have an effect on the railway benefits of their hometowns.

**Personal Networks:** Another possibility is that the generals help their hometowns through their personal connections with central policymakers (particularly ministerial leaders) instead of through the influence of their moral authority. On its face this seems unlikely, as very few founding generals had careers outside of the military and all of them retired many years before the high-speed railway program began, which limited their opportunities to cultivate connections with incumbent ministerial leaders.

We collected additional data to address the possibility of personal networks. Among the 327 generals in sampled counties who were still alive by 2003, all but one had died by May 2024. We obtain the official obituaries of these deceased generals and code a dummy on whether they passed away in Beijing. Among them, 187 died in Beijing. The location of their deaths provides proximate information for the places they might have lived in their post-retirement lives. It is reasonable to assume that those who had lived in Beijing had a higher chance of forming connections with ministerial officials through various social settings, such as the annual Spring Festival Gathering, which includes both incumbent and retired leaders. If the connection mechanism explains our results, this subgroup of generals should be the most influential. However we found no conspicuous difference between the groups, and both have positive effects (see [Table A.18](#)). While this comparison suggests the personal network mechanism may be less salient, it gives further support to the plausibility of the moral authority mechanism. The generals' moral authority as the founding figures of the regime certainly does not depend on where they lived in their post-retirement lives or who they knew personally.

**Local Cohesion:** As mega-projects like high-speed railways require a significant amount of mobilization on the part of local government agencies, one additional advantage of the general counties might be that the presence of founding generals would make the local bureaucratic actors more united in pursuing high-speed railway. In other words, these localities could be better organized and prepared than others to submit proposals for railway investments. Indeed, the expectation that their application will have a better chance being approved through the help of the founding generals could make local



government departments more motivated to work together on the project. Thus their faith in the impact of the founding generals might have influence apart from the generals' impact itself. If this were the case, general counties would receive swift approval because they are more active in submitting proposals in the first place. As central ministries only publish approved proposals, we do not have full documentation of when and whether each locality submitted a proposal. We construct a dataset on the time when each place first proposed its high-speed railway project using Internet searches of local government websites. This dataset however shows no evidence that the general counties began proposing high-speed rail earlier than others (Table A.19). We hesitate to say this result falsifies the local cohesion mechanism, as data collected from Internet searches might suffer from selection issues. Many localities chose to not publicize their action of sending proposals to avoid humiliation in case if they were rejected. Future research could look further into this possibility through more extensive data gathering.

### Case Evidence

In this section, we further explore several qualitative cases that demonstrate the mechanisms through which founding generals empowered their birth counties. These cases show how retired founding generals leveraged their personal influence to help their birth counties secure the attention of central policymakers and reach preferred decisions. These vivid accounts, along with the preceding analyses, suggest that the founding general's use of personal influence in assisting localities' bottom-up policy bargaining is the most plausible mechanism that drives regional favoritism.

The case of Xingguo County illustrates how localities have actively mobilized local revolutionaries to their advantage. Xingguo is located in southern Jiangxi province and is home to 56 founding generals. Both the Beijing-Kowloon railway and the Nanchang-Ganzhou high-speed railway take a conspicuous detour to go through the county, which is colloquially referred to as the "Xingguo curve (兴国弯)" among China's railway enthusiasts. When asked by journalists to comment on why the railway has been detoured so that Xingguo has a station, the county's party secretary replied, "Because we are the (founding) general county (将军县). We sacrificed so much for the Chinese revolution!" The local leader is not shy about admitting that local government used these revolutionaries to their advantage. He said, further, "When we competed for a railway station, we used it [that is, the county's status as a general county] as our leverage." I went to Beijing and reached out to those retired Xingguo generals. I briefed them on our requests and let them appeal on our behalf.<sup>22</sup>

When influential figures like the founding generals make appeals on behalf of localities, it is hard to ignore their requests. In 1995, 34 prefectural and

county governments in Sichuan and Gansu collectively wrote a letter to the National Planning Commission (now the National Development and Reform Commission) and the Ministry of Railways, asking them to consider adding a new railway between Lanzhou and Chongqing.<sup>23</sup> There was no response at that time, despite these local governments' efforts to try to make a strong case for themselves. Four years later, the same governments mobilized 105 retired Red Army soldiers of local origin and had them sign onto a second letter asking for the approval of the project. Local leaders who organized the second attempt explained that their rationale for having the signatures of these retired revolutionaries was to "gain the attention of leaders at the highest level."<sup>24</sup> The county leaders from Cangxi, one of the locales along the proposed railway, traveled to Beijing and met with the founding general and native son Li Kaixiang. Although he was extremely frail, General Li signed the letter with others' assistance and expressed his wish to see the proposal materialize.<sup>25</sup> This time the letter reached the desk of then-Premier Zhu Rongji, who instructed the director of the National Planning Commission and the Minister of Railways to expedite their research on the proposal.<sup>26</sup> The Lanzhou-Chongqing railway was approved and began construction in 2008, and a station was built in Cangxi County. This paper's epigraph quotes a Cangxi official who was involved in the process of describing the role of retired revolutionaries in a 2017 interview.<sup>27</sup>

As demonstrated in Cangxi's case, founding generals helped localities capture the attention of national leaders, who in turn exerted pressure on the ministries to reach preferred decisions by localities. In another example, eight founding generals, headed by Li Desheng and You Taizhong (both major generals), wrote a letter to the central government in 1992, asking that the proposed Beijing-Kowloon railway include a detour to their birthplace of Xinyang in Henan province. The letter was directly addressed to then-General Party Secretary Jiang Zemin and Premier Li Peng.<sup>28</sup> The detour to Xinyang would cost a few hundred million RMB in additional central investments, but it was added eventually.<sup>29</sup> Railway ministry officials acknowledged the pressure exerted by these generals when interviewed by a newspaper reporter, "These old generals have so much strength left that they are strong enough to bend a railway!"<sup>30</sup>

## Conclusion

In this paper, we explore the sources of regional favoritism in one of the largest infrastructure programs in human history. We find that birth counties of China's surviving revolutionary generals enjoy sizable advantages in the build-out of the high-speed railway network. A host of evidence suggests that the retired generals' assistance in their hometown governments' bottom-up lobbying efforts to gain railway investments from the central government

most likely explains this pattern. The experience of commanding troops in revolutionary wars has given these generals unique influence that helps sway central decisions in their hometowns' favor.

The expansion of the high-speed railway network provides an extraordinarily rare opportunity to test the revolutionaries' influence systematically, for several reasons. First, China had no high-speed railway at all before 2004 but the program had reached most provinces in the country within a few years. These features not only provide us with rich temporal and geographical variations, but also a clean setting to isolate the effect of political distortion, which other infrastructure programs (e.g., airports, highways), with their long and complex histories, do not offer. Second, the program began at a time when there were still a large number of surviving founding generals, such that they affected enough localities that their impact was relatively easy to isolate through statistical analyses.

Notwithstanding the rarity of our empirical setting, the conclusions of this paper have broader implications for understanding distributive politics in subnational contexts. Variations in local infrastructure have been mostly considered as the result of top-down allocation by a unitary state actor (e.g., [Chang & Wang, 2024](#); [Do et al., 2017](#); [Hodler & Raschky, 2014](#)). Our research supplements this line of inquiry by providing an alternative, bottom-up perspective. Across different countries and political systems, local authorities with interests that are not sufficiently heeded by their superiors rely on the help of various actors to influence policy makers at higher levels (e.g., [Auerbach, 2019](#); [Ma, 2022](#); [Payson, 2021](#)). The influence of such actors, including retired revolutionaries, goes far beyond infrastructure investments. For example, local governments in China also mobilized retired revolutionaries to lobby the State Council bureaucrats when French automaker Citroen was searching for sites for a factory in 1988 ([Chen, 2005](#), p. 249).

Further, retired revolutionary leaders are not the only group with such influence to shape policies in China. Individuals who command societal respect for other reasons can similarly leverage their personal authority for policy or political purposes. For example, the township of Anjiang in Huaihua, Hunan province, secured a high-speed railway station with the help of widely respected agronomist Yuan Longping. He was known to ordinary people around the country as the "Father of Hybrid Rice," who helped reduce food shortage. Yuan developed deep emotional ties with the town over three decades of local work experience, and reports show that his lobbying of provincial leaders on behalf of the town for the station played a significant role in the siting of Anjiang Station.<sup>31</sup> Beyond China, one prominent example is the policy influence of the Catholic church in Poland. The crucial role of the Roman Catholic Church in facilitating a peaceful democratic transition enhanced the church's moral authority, in addition to its ecclesiastical influence, in Polish society. Post-communist leaders therefore regularly seek the

church's endorsement to amass political support. The church consequently has been able to gain institutional access to influence policies and legislation (Grzymała-Busse, 2015).

In sum, our study highlights a bottom-up intergovernmental dynamic that translates moral authority into policy benefits. Future studies that look further into the dynamic should reflect several scope conditions. First, bottom-up policy lobbying documented in this study is more prevalent when institutions for local interests articulation are weak or fragmented (Ma, 2022; Payson, 2020b). Second, the focus and strategies of lobbying might differ in specific contexts. County leaders care far more about the location of railway stations than provincial leaders, whose primary focus is issues such as the division of financial responsibilities between the localities and the ministries. Future studies should pay greater attention to the rich strategies local actors employ to secure various policy benefits in different political contexts.

## **Acknowledgments**

The authors are listed in alphabetical order. Both contributed equally to the research and writing. We thank Christopher Adolph, Jidong Chen, Shuo Chen, Xi Chen, Yanhua Deng, Iza Ding, Yue Hou, Junyan Jiang, Pierre Landry, Zhenhuan Lei, Lixing Li, Pinghan Liang, Lizhi Liu, Yanjun Liu, Fengming Lu, Xiaobo Lü, Liang Ma, Daniel Mattingly, Ciqi Mei, Victor Menaldo, Emerson Niou, Julia Payson, Liu Peng, Elizabeth Perry, Adam Przeworski, Victor Shih, Chengli Wang, Erik H. Wang, Zhengxu Wang, Susan Whiting, Tianyang Xi, Xu Xu, Qingjie Zeng, Changdong Zhang, Chuanchuan Zhang, Yifan Zhang, Jing Zhao, Xueguang Zhou, Lin Zhu and seminar and conference participants at the 2021 American Political Science Association Annual Meeting, University of British Columbia, Chinese University of Hong Kong, Harvard University, University of Macau, Nanyang Technological University, Peking University, Remin University, Shanghai Jiao Tong University, Sun Yat-sen University, and Tsinghua University for helpful comments and suggestions. Junyan Dong, Zhishuo Fu, Xinyang Gao, Peiyuan Jiang, Jiaxi Lu, Jialei Ma, Yihang Sun, Yongkang Tai, Zezhong Wang, Tingwei Weng, Renhao Ye, Xinyi Ye, Dian Yu, Danqing Zhang and Yinsheng Zhou provided valuable research assistance. All errors are our own.

## **Declaration of Conflicting Interests**

The author(s) declared no potential conflicts of interest with respect to the research, authorship, and/or publication of this article.

## **Funding**

The author(s) disclosed receipt of the following financial support for the research, authorship, and/or publication of this article: This work was supported by the National Social Science Funds of China (19CZZ012), National Natural Science Foundation of China (72004004), Beijing Social Science Fund (21DTR018).

## ORCID iDs

Chengyuan Ji  <https://orcid.org/0000-0001-8892-3982>

Xiao Ma  <https://orcid.org/0000-0002-4757-7371>

## Data Availability Statement

Replication code and data are available on the Comparative Political Studies Database: <https://doi.org/10.7910/DVN/LXHKEV>.

## Supplemental Material

Supplemental material for this article is available online.

## Notes

1. Investment data is based on China Railway Yearbooks (2005–2020) and our own calculations. For information on the track length, see <https://bit.ly/3oRB4jy>, last accessed May 5, 2022.
2. Replication materials and code can be found at Ji and Ma (2024).
3. Chinese proverbs such as 荣归故里 (return to one's origin with glory) and 报答桑梓 (give back to one's home community) articulate this norm.
4. See <https://bit.ly/3oRB4jy>, last accessed May 5, 2022.
5. See <https://bit.ly/3AwSPHt>, last accessed May 5, 2022.
6. Local governments maintain offices in Beijing where local officials work to maintain relationships to benefit the locality; while most of these relationships are with incumbent officials in the central government, retired officials with an emotional attachment to the locality are also the subject of their efforts (Ma, 2022, pp. 75–6).
7. We include an illustration of our main argument in the appendix (Figure A.1).
8. See <https://bit.ly/3oRB4jy>, last accessed May 5, 2022.
9. Central and local governments share the cost of railway construction. A separate joint venture between the China Railway Corporation and local government financing vehicle finances each project. The central government provides cash while the local governments often contribute their share of equity in the form of land, which the joint venture uses as collateral in bank loans. (Lawrence et al., 2019, p. 9).
10. The China Railway Corporation is the name that was given to the Ministry of Railways when it became a ministry-level state-owned enterprise in 2013.
11. The appendix contains a detailed account of the regulatory process (Figure A.2). The National Railway Network Plan is not a rigid, binding guide for construction. It is instead an evolving document that constantly incorporates local proposals.
12. Interview HZ 1511; Interview HZ 1606; Interview BJ 1910a, 1910b.
13. Interview BJ 2001. Also, see <https://bit.ly/3LCypDi>, last accessed February 9, 2021.

14. See <https://bit.ly/41Hcwbb>, last accessed February 9, 2021.
15. There were five levels of generals: 10 marshals (元帅), 10 senior generals (大将), 57 generals (上将), 177 lieutenant generals (中将), and 1360 major generals (少将).
16. We exclude these observations in one of our robustness checks.
17. A small number of counties were converted to districts or merged after 2004. Our selection is based on the county status in 2004.
18. These ministries are the National Development and Reform Commission, the Ministry of Transport, the China Railway Corporation, the Ministry of Ecology and Environment, and the Ministry of Natural Resources.
19. As some of the variables differ in values by year, we organized the data in the long-form for survival analysis (county-year). This results in a total of 19,559 observations. We code several additional variables in the mechanism analysis part. For the summary of a full list of variables we use in the paper, please see the appendix (Table A.1).
20. We obtain data from Lu and Ma (2019), and exclude military central committee members in these counts. Details of data coding appear in the appendix (section M).
21. For details of data coding, please see section M.
22. See <https://bit.ly/3oOLPTF>, last accessed May 7, 2024.
23. See <https://bit.ly/3LgqtG2>, last accessed May 7, 2024.
24. See <https://bit.ly/4b5U40C>, last accessed May 7, 2024.
25. See <https://bit.ly/3n9o6x0>, last accessed May 7, 2024.
26. See <https://bit.ly/3oRCCkO>, last accessed May 7, 2024. We also obtained a photo copy of Zhu Rongji's directive and include it in the appendix (Figure A.8). In a 2000 State Council meeting that deliberated on the railway, Zhu Rongji again mentioned the letter by the revolutionaries. See <https://bit.ly/3URahBc>, last accessed May 7, 2024.
27. See <https://bit.ly/3n9o6x0>, last accessed May 7, 2024.
28. We acquired a copy of the letter and have included it in the appendix (Figure A.9).
29. See <https://bit.ly/3NknGhU>, last accessed May 7, 2024.
30. See <https://bit.ly/3NihB5q>, last accessed May 7, 2024.
31. Interview BJ 2105. Also see <https://bit.ly/3LgrePK>, last accessed April 28, 2023.

## References

- Allison, P. D. (2009). *Fixed effects regression models*. Sage publications.
- Auerbach, A. M. (2019). *Demanding development: The politics of public goods provision in India's urban slums*. Cambridge University Press.
- Austen-Smith, D. (1993). Information and influence: Lobbying for agendas and votes. *American Journal of Political Science*, 37(3), 799–833. <https://doi.org/10.2307/2111575>
- Bates, R. H. (1974). Ethnic competition and modernization in contemporary Africa. *Comparative Political Studies*, 6(4), 457–484. <https://doi.org/10.1177/001041407400600403>

- Baturo, A., & Elkins, J. A. (2014). Office or officeholder? Regime deinstitutionalization and sources of individual political influence. *The Journal of Politics*, 76(03), 859–872. <https://doi.org/10.1017/s0022381614000280>
- Chang, C., & Wang, Y. (2024). The reach of the state. *Comparative Political Studies*, 57(8), 1243–1275. <https://doi.org/10.1177/00104140231194057>
- Chen, Z. (2005). *Wo de qiche shengya (My Career in Automobile Industry)*. Renmin Chusheban (People's Publishing House).
- Chü, T.-tsu. (1962). *Local government in China under the Ch'ing*. Harvard University Press.
- Combes, P.-P., & Lafourcade, M. (2005). Transport costs: Measures, determinants, and regional policy implications for France. *Journal of Economic Geography*, 5(3), 319–349. <https://doi.org/10.1093/jnlcgl/bbh062>
- Ding, I., & Javed, J. (2021). The autocrat's moral-legal dilemma: Popular morality and legal institutions in China. *Comparative Political Studies*, 54(6), 989–1022. <https://doi.org/10.1177/0010414020957694>
- Do, Q.-A., Nguyen, K.-T., & Tran, A. N. (2017). One Mandarin benefits the whole clan: Hometown favoritism in an authoritarian regime. *American Economic Journal: Applied Economics*, 9(4), 1–29. <https://doi.org/10.1257/app.20130472>
- Donaldson, D., & Hornbeck, R. (2016). Railroads and American economic growth: A “market access” approach. *Quarterly Journal of Economics*, 131(2), 799–858. <https://doi.org/10.1093/qje/qjw002>
- Dreher, A., Fuchs, A., Hodler, R., Parks, B. C., Raschky, P. A., & Tierney, M. J. (2019). African leaders and the geography of China's Foreign assistance. *Journal of Development Economics*, 140, 44–71. <https://doi.org/10.1016/j.jdeveco.2019.04.003>
- Faber, B. (2014). Trade integration, market size, and industrialization: Evidence from China's national trunk highway system. *The Review of Economic Studies*, 81(3), 1046–1070. <https://doi.org/10.1093/restud/rdu010>
- Feng, Q., Chen, Z., Cheng, C., & Chang, H. (2023). Impact of high-speed rail on high-skilled labor mobility in China. *Transport Policy*, 133, 64–74. <https://doi.org/10.1016/j.tranpol.2023.01.006>
- Ferejohn, J. A. (1974). *Pork barrel politics: Rivers and harbors legislation, 1947-1968*. Stanford University Press.
- Fisman, R., Shi, J., Wang, Y., & Xu, R. (2018). Social ties and favoritism in Chinese science. *Journal of Political Economy*, 126(3), 1134–1171. <https://doi.org/10.1086/697086>
- Frye, T. (2002). Capture or exchange? Business lobbying in Russia. *Europe-Asia Studies*, 54(7), 1017–1036. <https://doi.org/10.1080/0966813022000017113>
- Golden, M., & Min, B. (2013). Distributive politics around the world. *Annual Review of Political Science*, 16(1), 73–99. <https://doi.org/10.1146/annurev-polisci-052209-121553>
- Goldstein, R., & You, H. Y. (2017). Cities as lobbyists. *American Journal of Political Science*, 61(4), 864–876. <https://doi.org/10.1111/ajps.12306>

- Greif, A., & Tabellini, G. (2010). Cultural and institutional bifurcation: China and Europe compared. *The American Economic Review*, 100(2), 135–140. <https://doi.org/10.1257/aer.100.2.135>
- Grzymała-Busse, A. (2015). *Nations under god: How churches use moral authority to influence policy*. Princeton University Press.
- Hall, R. B. (1997). Moral authority as a power resource. *International Organization*, 51(4), 591–622. <https://doi.org/10.1162/002081897550465>
- Hicken, A. (2011). Clientelism. *Annual Review of Political Science*, 14(1), 289–310. <https://doi.org/10.1146/annurev.polisci.031908.220508>
- Hodler, R., & Raschky, P. A. (2014). Regional favoritism. *Quarterly Journal of Economics*, 129(2), 995–1033. <https://doi.org/10.1093/qje/qju004>
- Huang, J., & Morgan, C. (2011). Case studies examining high speed rail station location decisions from an international perspective. *ASME/IEEE Joint Rail Conference*, 54594, 517–526. <https://doi.org/10.1115/JRC2011-56092>
- Jaros, K. A. (2019). *China's urban champions: The politics of spatial development*. Princeton University Press.
- Javed, J. A. (2022). *Righteous revolutionaries: Morality, mobilization, and violence in the making of the Chinese State*. University of Michigan Press.
- Ji, C., & Ma, X. (2024). Replication data for: Revolutionaries for railways. *Harvard Dataverse*. <https://doi.org/10.7910/DVN/LXHKEV>
- Jiang, J. (2018). Making bureaucracy work: Patronage networks, performance incentives, and economic development in China. *American Journal of Political Science*, 62(4), 982–999. <https://doi.org/10.1111/ajps.12394>
- Jiang, J., Xi, T., & Xie, H. (2024). In the shadows of great men: Retired leaders and informal power constraints in autocracies. *British Journal of Political Science*. <https://doi.org/10.1017/s0007123424000012>
- Jiang, J., & Zhang, M. (2020). Friends with benefits: Patronage networks and distributive politics in China. *Journal of Public Economics*, 184, Article 104143. <https://doi.org/10.1016/j.jpubeco.2020.104143>
- Jong, J.-C., & Schonfeld, P. (2003). An evolutionary model for simultaneously optimizing three-dimensional highway alignments. *Transportation Research Part B: Methodological*, 37(2), 107–128. [https://doi.org/10.1016/s0191-2615\(01\)00047-9](https://doi.org/10.1016/s0191-2615(01)00047-9)
- Kennedy, S. (2005). *The business of lobbying in China*. Harvard University Press.
- Kornai, J. (1992). *The socialist system: The political economy of communism*. Oxford University Press.
- Kung, J. K.-s., & Zhou, T. (2021). Political elites and hometown favoritism in famine-stricken China. *Journal of Comparative Economics*, 49(1), 22–37. <https://doi.org/10.1016/j.jce.2020.06.001>
- Lachapelle, J., Levitsky, S., Way, L. A., & Casey, A. E. (2020). Social revolution and authoritarian durability. *World Politics*, 72(4), 557–600. <https://doi.org/10.1017/s0043887120000106>



- Landry, P. F., Lü, X., & Duan, H. (2018). Does performance matter? Evaluating political selection along the Chinese administrative ladder. *Comparative Political Studies*, 51(8), 1074–1105. <https://doi.org/10.1177/0010414017730078>
- Lawrence, M., Bullock, R., & Liu, Z. (2019). *China's high-speed rail development*. The World Bank.
- Lei, Z. (2023). The political resource blessing or curse? Patronage networks, infrastructure investment, and economic development in China. *Comparative Political Studies*, 56(8), 1156–1188. <https://doi.org/10.1177/00104140221139389>
- Lei, Z., & Zhou, J. (2022). Private returns to public investment: Political career incentives and infrastructure investment in China. *The Journal of Politics*, 84(1), 455–469. <https://doi.org/10.1086/715170>
- Levitsky, S., & Way, L. (2013). The durability of revolutionary regimes. *Journal of Democracy*, 24(3), 5–17. <https://doi.org/10.1353/jod.2013.0043>
- Lieberthal, K. G. (1992). Introduction: The ‘fragmented authoritarianism’ model and its limitations. In K. G. Lieberthal, & D. M. Lampton (Eds.), *Bureaucracy, politics, and decision making in post-mao China* (pp. 1–30). University of California Press.
- Lu, F., & Ma, X. (2019). Is any publicity good publicity? Media coverage, party institutions, and authoritarian power-sharing. *Political Communication*, 36(1), 64–82. <https://doi.org/10.1080/10584609.2018.1490836>
- Lü, X., Liu, M., & Li, F. (2020). Policy coalition building in an authoritarian legislature: Evidence from China’s national assemblies (1983–2007). *Comparative Political Studies*, 53(9), 1380–1416. <https://doi.org/10.1177/0010414018797950>
- Ma, X. (2022). *Localized bargaining: The political economy of China’s high-speed railway program*. Oxford University Press.
- Manion, M. (1993). *Retirement of revolutionaries in China: Public policies, social norms, private interests*. Princeton University Press.
- March, J. G., & Olson, J. P. (1983). Organizing political life: What administrative reorganization tells us about government. *American Political Science Review*, 77(2), 281–296. <https://doi.org/10.2307/1958916>
- Mattingly, D. C. (2016). Elite capture: How decentralization and informal institutions weaken property rights in China. *World Politics*, 68(3), 383–412. <https://doi.org/10.1017/s0043887116000083>
- Mattingly, D. C. (2021). How the party commands the gun: The foreign-domestic threat Dilemma in China. Working Paper.
- McMahon, R. B., & Slantchev, B. L. (2015). The guardianship Dilemma: Regime security through and from the armed forces. *American Political Science Review*, 109(2), 297–313. <https://doi.org/10.1017/s0003055415000131>
- Min, B. (2015). *Power and the vote: Elections and electricity in the developing world*. Cambridge University Press.
- Mydans, S. (2009). War hero in Vietnam forces government to listen. *The New York Times* 29.

- Nall, C. (2015). The political consequences of spatial policies: How interstate highways facilitated geographic polarization. *The Journal of Politics*, 77(2), 394–406. <https://doi.org/10.1086/679597>
- Nelson, T. (2003). The persistence of founder influence: Management, ownership, and performance effects at initial public offering. *Strategic Management Journal*, 24(8), 707–724. <https://doi.org/10.1002/smj.328>
- Oates, W. E. (1972). *Fiscal federalism*. Harcourt Brace Jovanovich.
- O'Brien, K. J., & Li, L. (1999). Selective policy implementation in rural China. *Comparative Politics*, 31(2), 167–186. <https://doi.org/10.2307/422143>
- Payson, J. (2021). *When cities lobby: How local governments compete for power in state politics*. Oxford University Press.
- Payson, J. A. (2020a). Cities in the statehouse: How local governments use lobbyists to secure state funding. *The Journal of Politics*, 82(2), 403–417. <https://doi.org/10.1086/706767>
- Payson, J. A. (2020b). The partisan logic of city mobilization: Evidence from state lobbying disclosures. *American Political Science Review*, 114(3), 677–690. <https://doi.org/10.1017/s0003055420000118>
- Perry, E. J. (2012). *Anyuan: Mining China's revolutionary tradition*. University of California Press.
- Robinson, J. A., & Verdier, T. (2013). The political economy of clientelism. *The Scandinavian Journal of Economics*, 115(2), 260–291. <https://doi.org/10.1111/sjoe.12010>
- Schein, E. H. (1983). The role of the founder in creating organizational culture. *Organizational Dynamics*, 12(1), 13–28. [https://doi.org/10.1016/0090-2616\(83\)90023-2](https://doi.org/10.1016/0090-2616(83)90023-2)
- Shambaugh, D. (2002). Civil-military relations in China: Party-army or national military? *Copenhagen Journal of Asian Studies*, 16, 10–29. <https://doi.org/10.22439/cjas.v16i0.3>
- Shih, V. C., Adolph, C., & Liu, M. (2012). Getting ahead in the communist party: Explaining the advancement of central committee members in China. *American Political Science Review*, 106(01), 166–187. <https://doi.org/10.1017/s0003055411000566>
- Shirk, S. L. (1993). *The political logic of economic reform in China*. University of California Press.
- Truex, R. (2020). Authoritarian gridlock? Understanding delay in the Chinese legislative system. *Comparative Political Studies*, 53(9), 1455–1492. <https://doi.org/10.1177/0010414018758766>
- Tsai, L. L. (2007). Solidary groups, informal accountability, and local public goods provision in rural China. *American Political Science Review*, 101(2), 355–372. <https://doi.org/10.1017/s0003055407070153>
- Vogel, E. F. (2011). *Deng Xiaoping and the transformation of China*. Harvard University Press.

- Weingast, B. R., Shepsle, K. A., & Johnsen, C. (1981). The political economy of benefits and costs: A neoclassical approach to distributive politics. *Journal of Political Economy*, 89(4), 642–664. <https://doi.org/10.1086/260997>
- Wilson, E. O. (1978). *On human nature*. Harvard University Press.
- Wu, F. (2006). *Times of hardship: Memoirs of Wu Faxian*. North Star Books Company.
- You, Z., Feng, Z., & Yang, Y. (2018). Relief degree of land surface dataset of China (1 km). *Journal of Global Change Data & Discovery*, 2(2), 151–155. <https://doi.org/10.3974/geodb.2018.03.16.V1>
- Zhang, Y. (2010). Studies on the bandit problem in the early stages of building the red army and the central Soviet areas. *Modern Chinese History Studies*, 178(4), 66–83.

### Author Biographies

**Chengyuan Ji** is an Associate Professor of Political Science at the School of International and Public Affairs, Shanghai Jiao Tong University, China. He studies political culture and political economy, with a focus on China. His research has appeared in *Comparative Political Studies*, *Political Research Quarterly*, *Political Communication*, and *World Development*.

**Xiao Ma** is an Associate Professor of Political Science at School of Government, Peking University. He is also a research fellow at Institute of National Governance Studies, and Institute of Public Governance at Peking University. His research focuses on comparative political institutions, politics of development, and Chinese politics. He is the author of *Localized Bargaining: The Political Economy of China's High-Speed Railway Program* (Oxford University Press, 2022).